




TECHNICAL BULLETIN CP-27

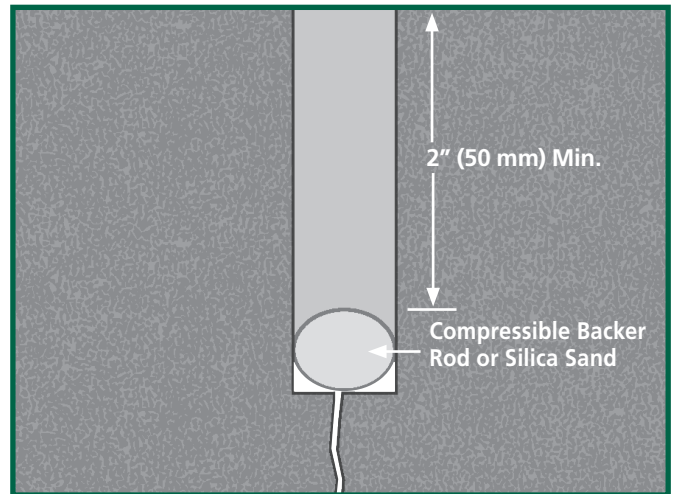
# STANDARD FLOOR JOINT FILLING DETAILS

The details below comply with both American Concrete Institute (ACI) and Portland Cement Association (PCA) guidelines for the installation of a semi-rigid epoxy or polyurea floor joint filler.


Saw Cut Joint Less Than 2" (50 mm) Deep



Saw Cut Joint More Than 2" (50 mm Deep)



Saw Cut Construction Joint



Construction Joint Not Saw Cut

